

# PRODUCT CATALOG

---



Outdoor Composite Decking / Cladding / Fencing

A dense forest of evergreen trees, likely spruce or fir, filling the frame. The trees in the foreground are sharp and dark green, while those in the background are shrouded in a thick mist or fog, creating a sense of depth and atmosphere. The sky is a pale, hazy white.

Creator of Ultra Natural Wood Grain



# CONTENTS

About EVODEK® .....	03
Product List .....	07
Illustration-Cladding .....	14
Illustration-Façade .....	18
Illustration-Boardwalk Decking .....	23
Illustration-Garden Decking .....	28
Illustration-Fencing .....	36
Accessories & Installation .....	39





- EVODEK® is a globally trusted brand in the innovation of wood plastic composites, striving to make you enjoy the indoor and outdoor living space.
- EVODEK® is committed to leading the WPC industry with patented extrusion technology, engineering exquisite wood plastic composite product and service, and making EVODEK® WPC an essential part of life for all.
- EVODEK® is committed to protecting the environment by manufacturing wood plastic composite made from recycled wood and plastic.
- Not only a material supplier, EVODEK® designs and produce wood plastic composite, tailoring to the special needs of the client, or meeting the harsh environment, with a well-equipped R&D facility and a professional design team.
- EVODEK® is looking for the dealers and partners from countries or regions, and is committed to the success of our partners first, and keep improving upon our customer support.

EVODEK® GRAIN




## Creator of ultra natural wood grain

- Ultra Graining Tech., for a stereo-vision effect
- Streaking Coloring Tech., for a stunningly natural color







EVOKEK® CORE

## Pioneer of persisting in extrusion technology of combining wood fiber with polymer

- Dual-screw extrusion, for a deeper interface diffusion & better interlock of particles
- A density of 1.3g/cm<sup>3</sup>, Denser performs better
- A Selected Formula, for a selected comprehensive performance



Hard Wood  
Flour



HDPE



Additives

## EVODEK® Decking

## Wood Decking

No Splitting

Mold Resistant

Maintenance Free

Ultra Grain | Color Options

High Density | Damage Resistant

100% Recyclable

Splinter, Burr

Extensive Mold

Periodic Painting/Oil

Scar, Dull surface

Insect Damage

Deforestation





# Product List



# Cladding

---

## Evolution Collection





## Capped Pro Collection



# Facade

---

## Capped Pro Collection





# Boardwalk Decking

---

## Evolution Collection



## Capped Pro Collection



# Garden Decking

---

## Evolution Collection



Item: ED-01  
Size: 150×25mm



Item: ED-02  
Size: 150×25mm





# Garden Decking

## Capped Pro Collection




Item: CPD-01  
Size: 138×23mm



Item: CPD-02  
Size: 200×24mm



Item: CPD-05  
Size: 138×23mm



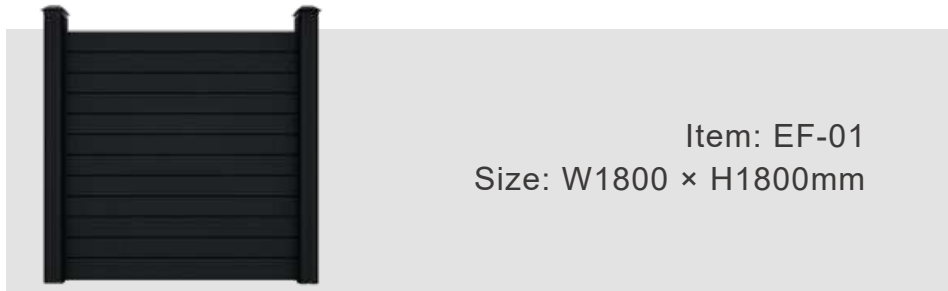
Item: CPD-07  
Size: 140×23mm



# Fence

---

## Evolution Fencing



## Co-extrusion Fence





# Fence

---

## Fence Gate



Item: EFD-01  
Single-Gate  
Size: W1100 x H1800mm



Item: EFD-02  
Double-Gate  
Size: W3200 x H2000mm



# Illustration Cladding

## Evolution Collection



**Model**  
EC-01

**Dimension**  
140×21mm(5.5x0.8in)




### Features

- EVODEK® composite cladding is free from wood disadvantages, and provides with more color and grain options
- Easy to install with invisible fasteners.


### Surface Option



### Color Option



### Accessories




## Capped Pro Collection




**Model**  
CPC-01


**Dimension**  
157×21mm(6.2x0.8in)



### Surface Option




### Color Option



### Features

- EVODEK® capped Pro Composites is better fade proof, EVODEK® Ultra Grain is closer to natural wood than the competitors in the market
- Capped on all four sides, fade-resistant, scratch-resistant, and waterproof.
- Easy to install with invisible fasteners.

### Accessories





## Application








# Illustration Façade

## Capped Pro Collection



### Model


CPF-01

### Dimension

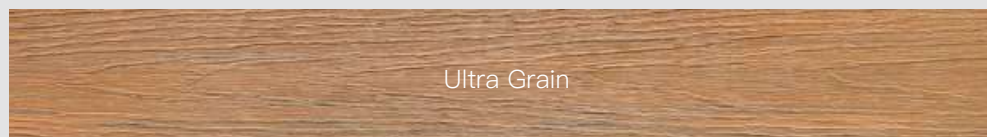
245×33mm(9.6x1.3in)



### Color




### Surface



### Features

- Simply styled with a unique profile.
- More three-dimensional with deeper grooves.
- 4-side capped, fade-resistant, scratch-resistant, and waterproof.
- Soundproof and heatproof, with a hollow profile.

### Accessories





## Capped Pro Collection



### Model


CPF-02

### Dimension

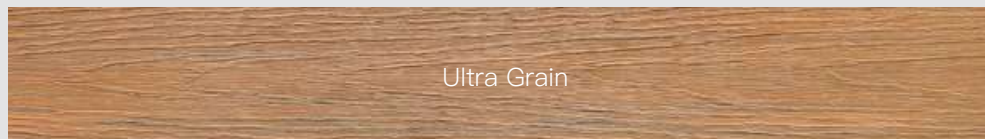
180×30mm(7.08x1.18in)



### Color Option



### Surface Option



### Features

- Interlocked when stacked together, increasing load capacity by 40%, saving transportation cost and storage space.
- Stylish and neat with wide trapezoid-shaped grooves.
- 4-side capped, fade-resistant, scratch-resistant, and waterproof.

### Accessories





## Capped Pro Collection



### Model

CPF-03

### Dimension


219×26mm(8.62x1.02in)



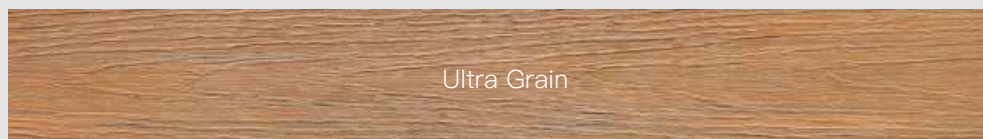
### Features

- 4-side capped, fade-resistant, scratch-resistant, and waterproof.
- Soundproof and heatproof, with a hollow profile.
- More durable and long-lasting than wood.


### Color Option



### Surface Option



### Accessories



## Application







# Illustration Boardwalk Decking



# Boardwalk Decking

## Evolution Collection



**Model**  
ED-03

**Dimension**  
138×23mm(5.4x0.9in)




### Features

- Featuring a hollow profile, it keeps a good balance between durability and lightness.
- It has a hollow profile with rectangular cavities.
- Features Ultra Grain that has the same natural appeal as real wood.
- High-density and high strength, with a solid profile.

### Surface Option



### Color Option



### Accessories





# Boardwalk Decking

## Capped Pro Collection




**Model**  
CPD-03


**Dimension**  
138×23mm(5.4x0.9in)



### Surface Option



### Color Option



### Features

- Capped on three sides, fade-resistant, scratch-resistant, and waterproof.
- Features Ultra Grain that has the same natural appeal as real wood.
- Lightweight with a scalloped profile, for easy handling.
- Installs with hidden fasteners, neat and barefoot-friendly.

### Accessories



# Boardwalk Decking

## Capped Pro Collection



**Model**  
CPD-04

**Dimension**  
138×23mm(5.4x0.9in)



### Features

- Capped on three sides, fade-resistant, scratch-resistant, and waterproof.
- Features Ultra Grain that has the same natural appeal as real wood.
- Cost-effective or high value for money.
- While being slip-resistant, it's also smooth to the touch, safe to walk on with bare feet.

### Surface Option



### Color Option



### Accessories






# Boardwalk Decking

## Application







# Illustration Garden Decking



## Evolution Collection



**Model**  
ED-01


**Dimension**  
150×25mm(5.9x1in)




### Features

- EVODEK® bridge hollow structure provides better performance than that of the scalloped in the market.
- Features Ultra Grain that has the same natural appeal as real wood.
- High-density and high strength, with a solid profile.

### Surface Option



### Color Option



### Accessories



## Evolution Collection




**Model**  
ED-02

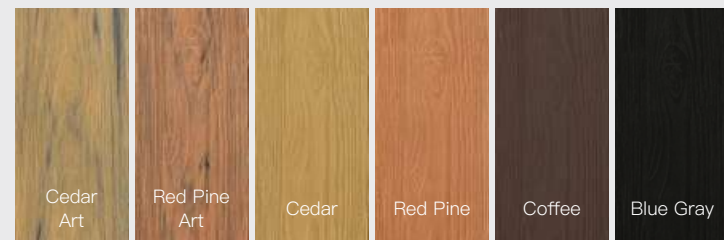
**Dimension**  
150×25mm(5.9x1in)



### Surface Option




### Color Option



### Features

- EVODEK® solid core is stronger to meet heavy traffic applications;
- EVODEK® reversable surfaces offer 2 options with 1 price, and make creative ideas possible;
- Features Ultra Grain that has the same natural appeal as real wood;
- Installs with hidden fasteners, neat and barefoot-friendly.

### Accessories






## Capped Pro Collection




**Model**  
CPD-01


**Dimension**  
138×23mm(5.4x0.9in)



### Surface Option



### Color Option



### Features

- EVODEK® capped Pro Composites is better fade proof, EVODEK® Ultra Grain is closer to natural wood than the competitors in the market;
- Capped on all four sides, scratch-resistant, and waterproof;
- High-density and high strength, with a solid profile;
- 25-year warranty.

### Accessories





## Capped Pro Collection



WIDE  
BOARD



**Model**  
CPD-02


**Dimension**  
200×24mm(7.9x1in)



### Surface Option



### Color Option



### Features

- Featuring Ultra Grain that has the same natural appeal as real wood, EVODEK® CPD-02 is significantly wider, allowing for easy and efficient installation with fewer fasteners needed. Highly cost-effective;
- Capped on all four sides, fade-resistant, scratch-resistant, and water-proof.

### Accessories




## Capped Pro Collection




**Model**  
CPD-05


**Dimension**  
138×23mm(5.4x0.9in)



### Surface Option




### Color Option



### Features

- EVODEK® Capped Pro Composites is better fade proof, EVODEK® Ultra Grain is closer to natural wood than the competitors in the market.
- Double color and double grain surface, highly flexible.
- capped on all four sides, high-density and high strength, with a solid profile.
- 25-year warranty.

### Accessories






## Capped Pro Collection




**Model**  
CPD-07


**Dimension**  
140×23mm(5.5x0.9in)



### Surface Option




### Color Option



### Features

- EVODEK® Capped Pro Composites is better fade proof, EVODEK® Ultra Grain is closer to natural wood than the competitors in the market.
- Double color and double grain surface, highly flexible.
- capped on all four sides, high-density and high strength, with a solid profile.
- 25-year warranty.

### Accessories





## Application








# Evolution Fencing

## Sanding Collection



### Model

EF-01

### Dimension

1800×1800mm (70.9×70.9in)

### Matching Fence Boards




Fencing Board  
CFB-01(150×20mm)




Top Fence Board  
CFB-02(140×20mm)

### Surface Option



### Color Option



### Features

- EVODEK® offer two Surface options, and make creative ideas possible;
- Features Ultra Grain that has the same natural appeal as real wood.
- Matching WPC posts for fences, for a more aesthetic and elegant overall look.



## Sanding Collection



### Model

EF-02

### Dimension


1800×1800mm (70.9×70.9in)

### Matching Fence Boards




Fencing Board  
CFB-01(150×20mm)

### Surface Option



### Color Option



### Features

- EVODEK® reversible surfaces offer 2 options with 1 price, and make creative ideas possible;
- Features Ultra Grain that has the same natural appeal as real wood.
- Matching metal posts for fences, for enhanced strength and durability.



# Co-extrusion Fence



# Co-extrusion Fence

## Capped Pro Collection



### Model

CEF-01

### Dimension


1800×1800mm (70.9x70.9in)

### Matching Fence Boards




Fencing Board  
COF-02(158×20mm)


### Surface Option



### Color Option



### Metal Hollow-carved Panels Option





# Co-extrusion Fence

## Capped Pro Collection



**Model**  
CEF-01B


**Dimension**  
2210×1800mm (87x70.9in)

### Matching Fence Boards




Fencing Board  
COF-02(158×20mm)


### Surface Option



### Color Option



### Metal Hollow-carved Panels Option



# Co-extrusion Fence

## Capped Pro Collection



**Model**  
CEF-02

**Dimension**  
1750×1800mm (68.9×70.9in)

### Matching Fence Boards




Fencing Board  
COF-01(165×20mm)

### Surface Option



### Color Option



### Features

- EVODEK® capped Pro Composites is better fade proof, EVODEK® Ultra Grain is closer to natural wood than the competitors in the market;
- Capped on all four sides, scratch-resistant, and waterproof;
- High-density and high strength, with a solid profile.





# Fence Gate



## Single Series




Sanding

or



Capped Pro



**Model**  
EFD-01

**Dimension**  
1100×1800mm (43.3x70.9in)

### Matching Fence Boards



CFB-01(150×20mm)




COF-02(158×20mm)




COF-01(165×20mm)

### Surface Option

Evolution  
Surface




Capped  
Surface




### Color Option

Evolution  
Color



Capped  
Color



## Double Series



**Model**  
EFD-02

**Dimension**  
3200×2000mm (126.0x78.7in)

### Matching Fence Boards



CFB-01(150×20mm)




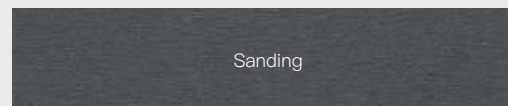
COF-02(158×20mm)



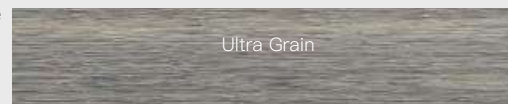
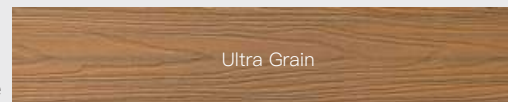
COF-01(165×20mm)

### Surface Option

Evolution  
Surface



Cappde  
Surface



### Color Option

Evolution  
Color





Cappde  
Color





## Application






## Application




















# Accessories & Installation

# Cladding Accessories

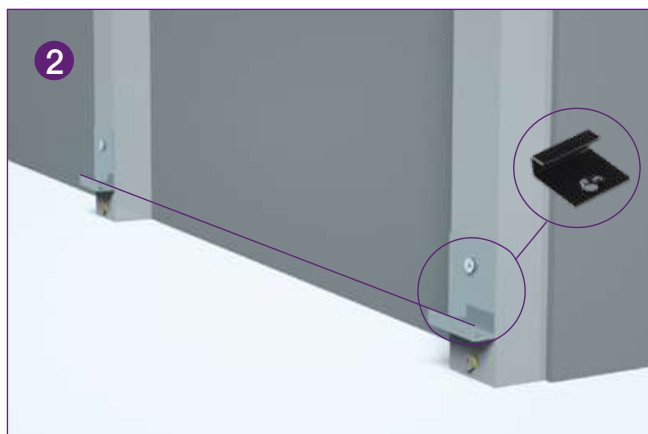
Picture	Item	Dimension (mm)	Picture	Item	Usage
	Aluminium Joist EA-04	20×30×2000		Starter Clip EA-09	for cladding
	Aluminium Joist EA-15	30×40×2000		#410 SS 4*25mm Self-Tapping Screw EA-10	Used to fix cladding and clip to joist
	L-corner EA-01	56×51×2200		#410 SS 4*25mm Self-Drilling Screw EA-13	Used to fix cladding and clip to joist
	L-corner EA-02	56×51×2200		#304 SS 4*35mm Self-Tapping Color Screw EA-11	Used to fix L-corner and fascia boards
	L-corner EA-20	60×56×2200		#410 SS 4*35mm Self-Drilling Color Screw EA-21	Used to fix L-corner and fascia boards
	L-corner EA-22 for CPF-03	49×56×2200		#304 SS 6*80mm Expansion Screw EA-12	Used to fix Joist




# Cladding Installation



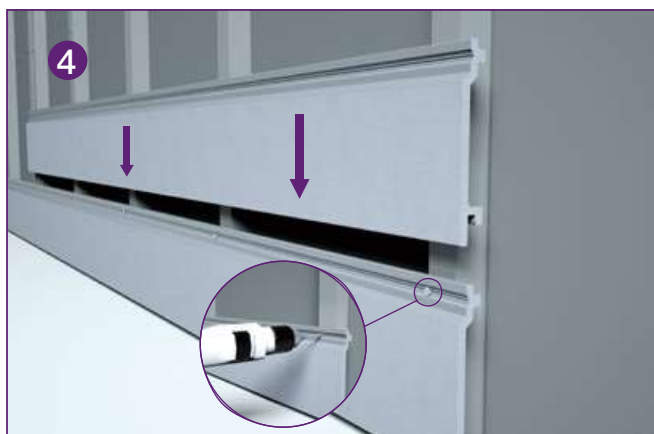
Fix joists to the wall at an interval of 500 mm with anchors. The spacing between two adjacent joists on-center should not exceed 300 mm.



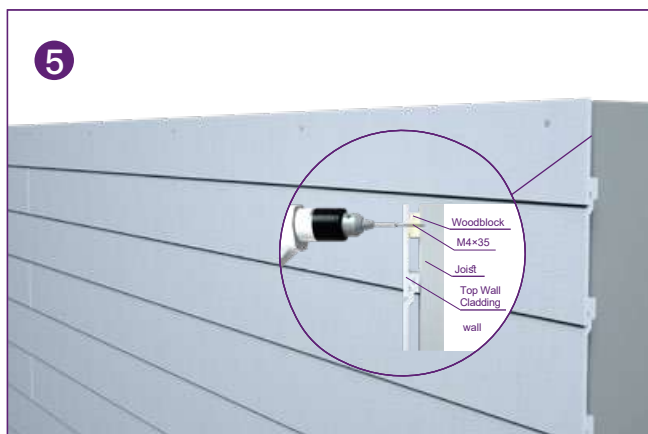
Fix start clips to joists with screws. Make sure that the start clips on each joist are in a straight horizontal line.



Fit the first row of cladding boards into the start clips.



Fix the first row of cladding boards to the joists with screws seated at the tongue. Put into place the second row of cladding boards. The tongues of the first row should fit into the grooves of the second row.




When it comes to the top of the wall, fix wood blocks of a suitable thickness to the top of the joists. Rip the cladding boards to a suitable width, then fix it to the woodblocks and joists with colored screws.



Cut the L corner to a suitable length, install the L-corner with colored screws. Continue and finish the installation in the same manner.


# Façade Installation



First, fix the joists at a 300 mm interval to the wall with expansion screws. The spacing between two adjacent screws should be 500 mm.



Fix the first piece of wall cladding board on the joists with colored screws. Note that the screws should be installed in the slot of the tongue.



Secure the cladding board completely by using self-drilling screws to fix it to the joists. The screws should be installed in the groove of the cladding.



Join the second piece of cladding board to the first one. Fix it to the joists with self-drilling screws.












To properly finish the corner, the joists are to be flush with each other respectively and fix them with screws.

















Finish the installation by getting the rest installed in the same manner.



# Decking Accessories

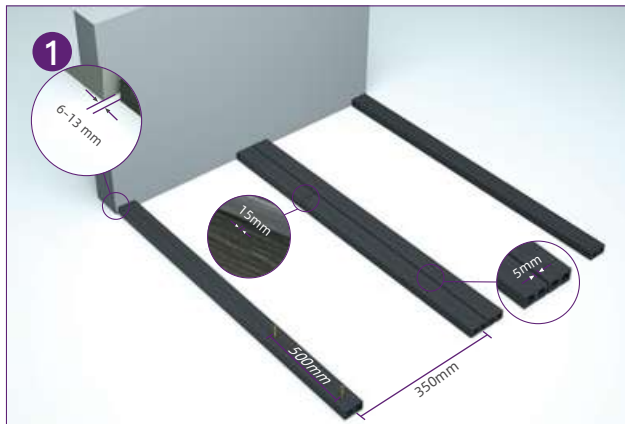
Picture	Item	Dimension (WxTxL mm)	Picture	Item	Dimension (WxTxL mm)
	Evolution Start Board EST-01	140x25x2200		L-corner EA-01	56x51x2200
	Capped Pro Start Board CPST-01	138x23x2200		L-corner EA-02	56x51x2200
	Evolution Fascia Board EFA-01	304x14x2200		WPC Joist EA-03	25x50x2200
	Capped Pro Fascia Board CPFA-01	305x15x2200		Aluminium Joist EA-14	30x50x2000
				Aluminium Joist EA-15	30x40x2000

# Decking Accessories


Picture	Item	Usage	Picture	Item	Usage
	Starter Clip EA-06	for decking (23mm)		Plastic Fasteners with Self-Tapping Screw EA-16	for all decking
	Starter Clip EA-08	for decking (24/25mm)		Plastic Fasteners with Self-Drilling Screw EA-24	for all decking
	Stainless Steel Hidden Deck Fasteners EA-05	for decking (25mm)		Locking Clip EA-18	Used with plastic clip for fastening decking to avoid horizontal movement due to thermal expansion
	Stainless Steel Hidden Deck Fasteners EA-07	for decking (23mm)		Locking Clip EA-19	Used with SS clip for fastening decking to avoid horizontal movement due to thermal expansion
	#410 SS 4*25mm Self-Tapping Screw EA-10	Used to fix hidden fasteners		#410 SS 4*25mm Self-Drilling Screw EA-13	Used to fix hidden fasteners
	#304 SS 4*35mm Color Screw EA-11	Used to fix L-corner and fascia boards		#410 SS 4*35mm Self-Drilling Color Screw EA-21	Used to fix L-corner and fascia boards
	#410 SS 4*35mm Self-Tapping Screw EA-17	Used to fix Plastic Fasteners and Locking Clip		#410 SS 4*35mm Self-Drilling Screw EA-25	Used to fix Plastic Fasteners and Locking Clip



# Decking Installation



Fix the joists to the ground with expansion screws, the joist spacing should not exceed 350 mm. Double joists are




Install the start clip and slide the first decking board into the start clip.




Slide the clips into the groove of the decking boards, secure the clip with screws.



Push the next board into the clips.



Reserve a proper gap at the butt of the two boards for contraction and expansion. Along the edge, toenail screw to secure the decking boards.



Trim the L corner at a suitable angle and fix with screw. The spacing of the screws should be no more than 500mm.



ETERNAL HOPE · FLOWING GRAIN

——— [www.evodekco.com](http://www.evodekco.com) ———